

KEY TAKEAWAYS



Waiting for placement substantially increases hospital costs.

Data shows over **\$540 million*** in estimated avoidable costs incurred by the hospitals with patients awaiting placement.



Medicare patients are disproportionately affected by discharge delays.

51% of all patients awaiting discharge for over 10 days were covered by Medicare.



No one should be in a hospital bed longer than is necessary for medical care!

Of the patients waiting more than 10 days, **almost 50 percent are awaiting discharge to a Skilled Nursing Facility (SNF).**

This collected data represents 37% of beds in the state for any individual ready for hospital discharge for the period of July 1, 2022, to July 31, 2023.

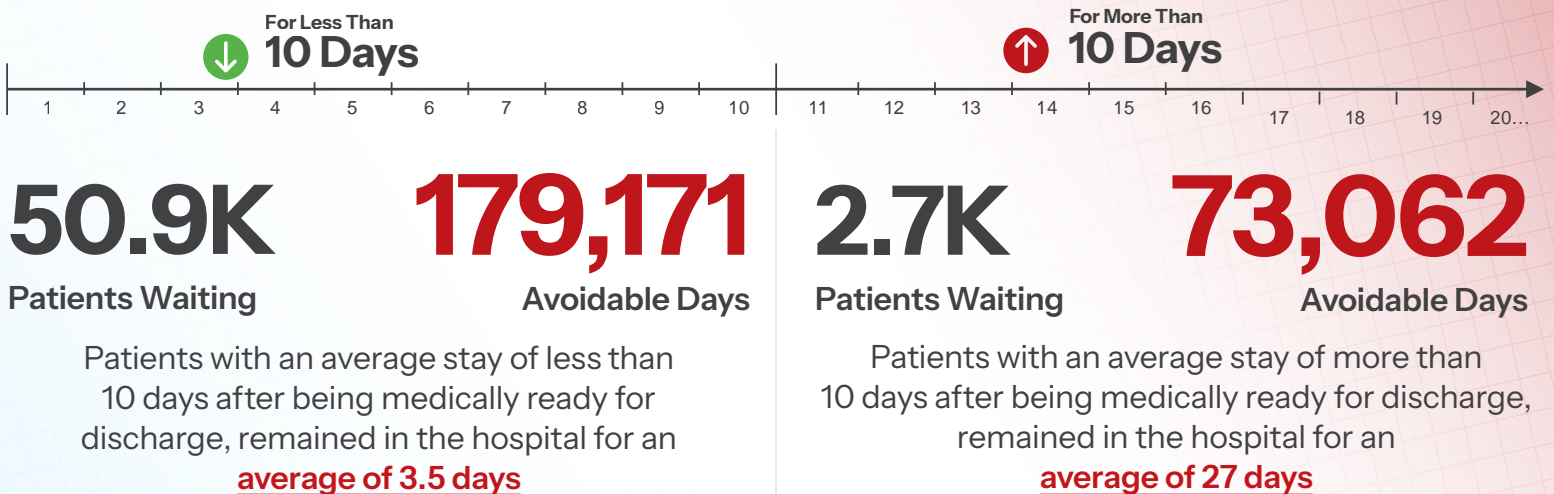
Patients are waiting days, weeks, and months to be discharged

Despite a decrease in certain hospitalizations, delays in discharging patients to post-acute settings result in prolonged hospital stays as they await post-acute care services. **These challenges, often beyond the hospital's control**, have lasting impacts on patient recovery and hospital operations. Efficient transition to the next level of care accelerates patient recovery and frees up beds for others in need.

**Post-acute care settings include skilled nursing (SNFs), behavioral health facilities, rehabilitation, long-term acute care (LTACs), assisted living facilities (ALF), home care and other settings serve an important role in the care continuum*



Patients Experiencing Avoidable Hospital Days



These types of delays impact patient recovery!



FLHospitalAssn



FloridaHospitals



Florida Hospital Association



flhospitalassociation

Visit www.fha.org.

Barriers to Placement **Delay Discharge**

Some patients are waiting even longer...



99 PATIENTS WAITING


100+ DAYS



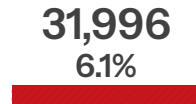
11 PATIENTS WAITING

365+ DAYS

And many are waiting for an inpatient bed while in the Emergency Room



0-12 hours



12-24 hours

Total Patients Waiting:

527,393



Over 24 hours

Top Reasons for Delays in Discharge



One in Four Patients

experienced delays in discharge because of *prior authorization issues*



One in Five Patients

faced discharge delays due to *bed and staffing shortages*

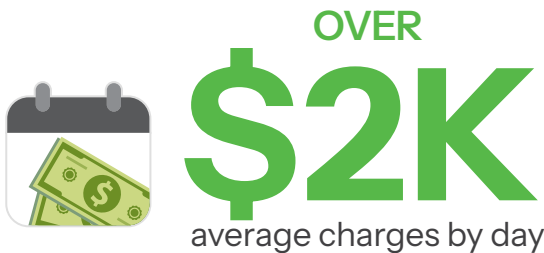


One in Eight Patients

were awaiting discharge due to *family/caregiver related issues*

Avoidable Costs for Patients Awaiting Placement

While this survey data represents a response rate of 37% from all Florida hospitals, the data below is an extrapolation of all hospital beds in Florida.



Top Discharge Location

Of the patients waiting more than 10 days, almost 50 percent are awaiting discharge to a Skilled Nursing Facility (SNF).



Other common locations for discharge include behavioral health, home with home health care, hospice, long-term acute care and rehabilitation facilities.

Top 5 Reasons for Delays to SNFs

Prior Authorization	25.9%
Capacity and Lack of Staffed Beds	22.1%
Other	12.7%
Family/Caregiver Related	11.7%
Insurance Coverage Issues	11.6%